

PHASIFY™ ENRICH cfDNA Extraction Kit

25x Reactions (1 mL plasma input)

Quick Start Protocol

PHASIFY™ ENRICH cfDNA Extraction Kit Contents

Content	Quantity	Container	Storage Condition
Solution A2	3 mL	RT Box	15-30°C
Solution B	25 x 460 µL	RT Box	15-30°C
Solution C	25 x 260 µL	RT Box	15-30°C
Solution P	2.2mL	RT Box	15-30°C
D1	2 x 8.8 g	RT Box	15-30°C
Buffer D2	18 mL	RT Box	15-30°C
2mL microcentrifuge tube	25 empty tubes	RT Box	15-30°C
A1	25 mg	Cold Box	4°C
Solution D3	250 µL	Cold Box	4°C

Before You Start

Make sure you have prepared the following materials:

Prepare Reagents

- **Solution A1**
Add 875 µL DNase / RNase-free water to a vial of A1 (25 mg) and mix well. Store at 4°C.
- **Solution D1**
Add 7.6 mL Buffer D2 to ONE bottle of D1 (8.8 g) and mix well. Let stand and cool down to RT before use. One bottle is sufficient for 14 reactions.

Other Items Required for the Procedure

- 40% (v/v) isopropanol (molecular grade)
- 100% isopropanol (molecular grade)
- 70% (v/v) ethanol at -20°C (molecular grade)
- Resuspension buffer
- DNase / RNase-free water
- 1.5 mL microcentrifuge tubes (DNase / RNase-free)
- Water / dry bath set to 37°C
- Microcentrifuge capable of 16,000 x g
- Vortex-mixer

For research use only.

Download the full user manual and other product resources at www.phasescientific.com/product/enrich.

For technical support, contact us at phasify@phasesci.com or at +1 (657) 296-6106 [US]; +852 9135 2570 [Hong Kong].

PHASiFY™ ENRICH cfDNA Extraction Kit

25x Reactions (1 mL plasma input)


Procedures

* Unless specified otherwise, perform the experiment at room temperature.


Step 1 Add 30 μ L Solution A1 + 1 mL of plasma + 100 μ L Solution A2 in sequence into an empty 1.5 mL microcentrifuge tube. Vortex thoroughly, then briefly centrifuge the tube. Incubate for 15 min at 37°C.

* Do not pre-mix Solution A1 with Solution A2.

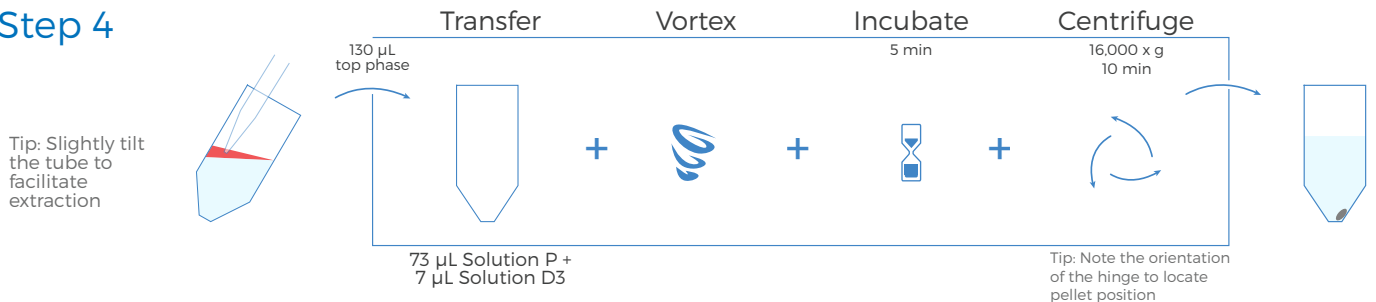
Step 2



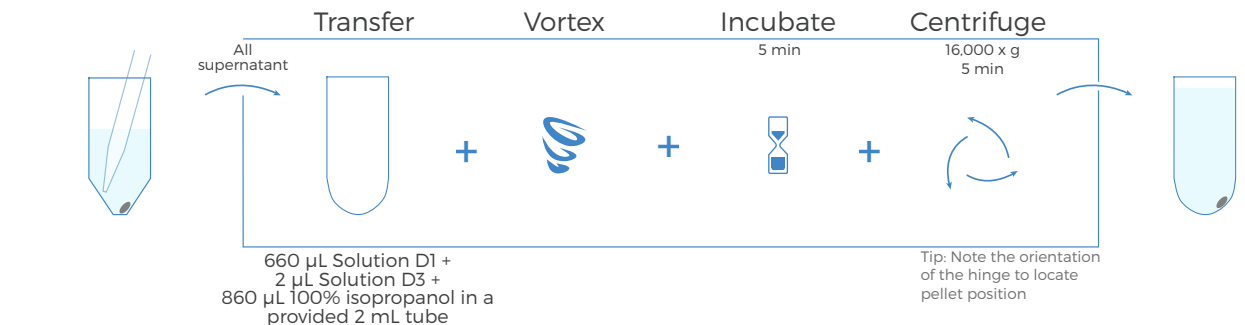
Step 3



Step 4



Step 5



Step 6

- Remove all supernatant and add 1 mL of 40% isopropanol
- Centrifuge at 16,000 x g for 2 min
- Remove all supernatant and add 1 mL of cold 70% ethanol
- Centrifuge at 16,000 x g for 2 min.
- Remove all supernatant and dry the pellet for 10 min
- Resuspend the pellet in 5 - 100 μ L of your buffer of choice